











ROSA PARKS ENCORE CHOICE BOARD 1 GRADES K – 2

Pick one activity to do each day.









Please check our teacher webpages for additional resources. https://rosaparkses.pwcs.edu/teacher_pages

ART 	LIBRARY 	MUSIC 	PE 	SPANISH 	STEM 	TECHNOLOGY 
<p>Explore Keith Haring's interactive coloring book! Create your own Keith Haring drawing and color it online.</p> <p>www.haringkids.com</p>	<p>Draw a picture of your favorite book character. Write a sentence explaining why you chose that character.</p>	<p>Listen to your favorite song and find the steady beat with your feet. Then, make patterns of claps, pats, snaps, etc. to the steady beat and perform for someone at home.</p>	<p>Just Dance! Put your favorite song on and make up a dance to it! Teach your dance to a family member.</p>	<p>Find the following objects around your house: An animal, a toy, a fruit, a shoe, a book, and a towel.  Then, practice their colors in Spanish. Rojo, Verde, Amarillo, Azul, Café, Negro, Anaranjado, Morado, Blanco, Rosado.</p>	<p>MATH: Explore shapes and how they fit together using this website: https://www.nctm.org/Classroom-Resources/Illuminations/Interactives/Shape-Tool/</p>	<p>Mouse Skills: Click on the links below to drag and drop items with your mouse. (Adobe Flash in required)</p> <p>Zoo Planner Make a Robot</p>
<p>Draw and color a picture of a landscape, a seascape, or a cityscape. Make sure to include the foreground, middle ground, and background in your drawing.</p> <p>Email a picture of your drawing to Mrs Patterson: patterel@pwcs.edu (this is optional)</p>	<p>Make a bookmark decorated with characters and events from a book you've read</p>	<p>Make up a song about your time at home: What has been your favorite part? Your least favorite? What are you excited to do when we go back to school? Make up hand motions and sing it for someone at home.</p>	<p>CATCH! Play Catch with a family member. Count to keep track of your record! Try these variations: Two bounces, One bounce, No bounce, Two hand catch, One hand catch.</p>	<p>Draw and write these greetings: Buenos dias=Good morning Buenas tardes= good afternoon Buenas noches= good night Then, sing the Spanish class song with each greeting and teach  it to your family.</p>	<p>CODING: Explore coding activities using this website: https://hourofcode.com/us/learn</p>	<p>Keyboard Skills: Click the links</p> <p>Find the letters on the keyboard.</p> <p>Alpha Munchies Learn how to type: KidzType</p>
<p>Create a still life drawing that includes at least 5 different objects. Try to draw all objects in the correct proportion.</p> <p>Email a picture of your drawing to Mrs Patterson: patterel@pwcs.edu (this is optional)</p>	<p>Read to someone in your house. You can read to a person or your favorite stuffed animal.</p>	<p>Explore the PBS Kids Music website. https://pbskids.org/games/music/</p>	<p>Go Exercise Game! Play Go Fish with a deck of cards. If the other player has the card you are asking for, he must do an exercise for that card. Make up the codes. (ex. 6 of Hearts = 6 froggy jumps, 4 of Diamonds = 4 spinning jumps)</p>	<p>Create a memory game using the Spanish numbers from 1 to 10 Uno, dos, tres, cuatro, cinco, seis, siete, ocho, nueve, diez.</p> 	<p>SCIENCE: CAT in the HAT knows a lot about that. Play some of the games that are science related. https://pbskids.org/catinthehat/games/</p>	<p>Digital Citizenship: Watch some fun videos about staying safe online, Netzsarts</p>

ROSA PARKS ENCORE CHOICE BOARD 1 - GRADES 3 - 5

Pick one activity to do each day.

Please check our teacher webpages for additional resources. https://rosaparks.pwcs.edu/teacher_pages

ART	LIBRARY	MUSIC	PE	SPANISH	STEM	TECHNOLOGY
 <p>Create a color wheel using a variety of found objects. Make sure to include all primary and secondary colors.</p>  <p>Email a picture of your color wheel to Mrs. Patterson: patterel@pwcs.edu (this is optional)</p>	 <p>Create a crossword puzzle based on a book you've read.</p>	 <p>Review Rhythm and Melody using resources on Miss Lopez's RPES webpage.</p>	 <p>Just Dance! Put your favorite song on and make up a dance or exercise routine to it! Teach it to a family member.</p>	 <p>Draw a picture about the following description: "Hola. Buenos dias. Me llamo Tom. Mi color favorito es rojo. Yo tengo 10 años . Mi escuela se llama Rosa Parks. Yo soy de Costa Rica. Yo soy inteligente. Yo estoy feliz."</p>	 <p>CODING: Design a greeting card to share with a friend using scratch. https://scratch.mit.edu/</p>	 <p>Keyboard Skills: Click the links to learn typing skills. KidzType Log into Clever to access these lessons. I can see these so I will know how you are doing! 😊 Typing Lessons</p>
<p>Draw and color a self portrait or a portrait of a family member.</p> <p>Email a picture of your drawing to Mrs. Patterson: patterel@pwcs.edu (this is optional)</p>	<p>Write a comic strip with your favorite book characters. Include yourself as a character.</p>	<p>Teach someone at home how to count rhythms. Then, play Rhythm BINGO with them. You can find BINGO cards on Miss Lopez's RPES webpage – or make your own!</p>	<p>CATCH! VOLLEY! Play Catch with a family member. Count to keep track of your record! Try these Catch variations: One bounce, No bounce, One hand catch. Try to Volley keeping the ball in the air. Use a beach ball, balloon, or wadded up paper ball.</p>	<p>Create a memory game using the Spanish numbers from 11 to 20 Once, doce, trece, catorce, quince, dieciseis, diecisiete, dieciocho, diecinueve, veinte.</p>	<p>SCIENCE: States of matter Explore with the simulation. Add heat and take heat away to change the states of matter. https://phet.colorado.edu/en/simulation/states-of-matter-basics</p>	<p>Digital Citizenship: Play some fun games while learning about being safe online. Digital Passport</p>
<p>Take a virtual tour of the Louvre, the world's largest art museum!</p> <p>https://www.louvre.fr/en/vi-sites-en-ligne</p>	<p>Write a story based on a picture in your house. You can use a photograph or a picture you find in a publication, like a magazine, newspaper or advertisement.</p>	<p>See how many words you can create using the letters of the musical alphabet (A,B,C,D,E,F,G). Then, draw a staff and place the notes to spell out the words.</p>	<p>Go Exercise Game! Play Go Fish with a deck of cards. If the other player has the card you are asking for, he must do an exercise for that card. Make up the codes. (ex. 6 of Hearts = 6 jumping jacks, 4 of Diamonds = 4 push-ups)</p>	<p>Pretend that you are interviewing famous people and ask them 3 questions in Spanish: ¿cómo te llamas? ¿cuántos años tienes? ¿De dónde eres?</p> <p>Yo me llamo Sra Rieu Yo tengo 37 años Yo soy de Costa Rica</p>	<p>MATH: Fractals – Fractals are repeating patterns of shapes that get smaller and smaller. Explore the site on fractals and then create your own. https://www.nctm.org/Classroom-Resources/Illuminations/Interactives/Fractal-Tool/</p>	<p>What are you learning? Using your tablet, phone, or web cam, create a Flipgrid video on what you are learning using technology. Log in with Clever or school email and password. Flipgrid</p>